

FRESH

Aluminum Shade with Solite Lens, Two-Toned Shade and Lens Ring Option

Catalog #:

Project:

Date:

Type:

Notes:

Electrical

- 120/277V input
- Integrated power supply allows the fixture to be connected directly into line voltage
- Pre-wired and ready for install
- Dimmable with 120V Incandescent/Triac/0-10V dimmers

Mounting

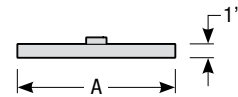
- 1/2" IP or 3/4" IP for arms. Stems available only in 1/2"

Finishes

- Two-toned shade and lens ring finish options
- Available in 21 standard and 2 specialty finishes with optional coastal coating to protect finish in coastal environments (add "-C" to the finish)
- Consult factory for custom finish options

Listing

UL listed to US and Canadian standards for wet locations



	A
FR12	12"
FR16	16"

Fresh Order Matrix (Example: FR16LED44SGWSGW-3)

Diameter / LED Light Engine	Shade Finish	Lens Ring Finish	Coastal Coating	Mounting Type
FR12 (12") LED20 ^{1,2} (20W LED / 2800K / 80 CRI / 1200lm)	ABL (Aegean Blue) BB (Burnished Bronze) BK (Gloss Black) BLU (Blue) DVG (Dove Gray) FLG (Flannel Gray) GA (Galvanized) LG (Lime Green) MB (Matte Black) MBL (Midnight Blue) PNA (Painted Natural Aluminum) PNC (Painted Natural Copper) RD (Red) SA (Satin Aluminum) SGR (Sage Green) SGW (Semi Gloss White) SND (Sand) SS (Satin Silver) TBZ (Textured Bronze) TGP (Textured Graphite) TNG (Tangerine) TTL (Tahitian Teal) WT (Gloss White)	ABL (Aegean Blue) BB (Burnished Bronze) BK (Gloss Black) BLU (Blue) DVG (Dove Gray) FLG (Flannel Gray) GA (Galvanized) LG (Lime Green) MB (Matte Black) MBL (Midnight Blue) PNA (Painted Natural Aluminum) PNC (Painted Natural Copper) RD (Red) SA (Satin Aluminum) SGR (Sage Green) SGW (Semi Gloss White) SND (Sand) SS (Satin Silver) TBZ (Textured Bronze) TGP (Textured Graphite) TNG (Tangerine) TTL (Tahitian Teal) WT (Gloss White)	(blank) (No coating) -C* (Coating)	-2 (1/2" IP) -3 (3/4" IP)
FR16 (16") LED44 ^{1,2} (44W LED / 2800K / 80 CRI / 2800lm - FR16 only)				

1. Lamps must be specified, and are not included in shade cost
 2. Lumen are raw LED value

3. Satin aluminum cannot be coated

KEY: Standard Finishes

ABL (Aegean Blue)	LG (Lime Green)	SGR (Sage Green)
BB (Burnished Bronze)	MB (Matte Black)	SGW (Semi Gloss White)
BK (Gloss Black)	MBL (Midnight Blue)	SND (Sand)
BLU (Blue)	PNA (Painted Natural Aluminum)	SS (Satin Silver)
DVG (Dove Gray)	PNC (Painted Natural Copper)	TBZ (Textured Bronze)
FLG (Flannel Gray)	RD (Red)	TGP (Textured Graphite)

Specialty Finishes

TNG (Tangerine)	GA (Galvanized)
TTL (Tahitian Teal)	SA (Satin Aluminum)
WT (Gloss White)	

Spec-00029 Revised 07/02/19



FRESH

Aluminum Shade with Solite Lens,
Two-Toned Shade and Lens Ring Option

Catalog #:

Project:

Date:

Type:

Notes:

Arm Mount Order Matrix (Example: 3LMB18SGW)

Pipe	Arm Type	Finish	Coastal Coating Option
2 (1/2" IP)	SLB23 (Small Loop - 23")	ABL (Aegean Blue)	(blank) (No coating)
		BB (Burnished Bronze)	-C³ (Coating)
3 (3/4" IP)	SLB30 (Small Loop - 30")	BK (Gloss Black)	
		BLU (Blue)	
	LLB23 (Large Loop - 23")	DVG (Dove Gray)	
		FLG (Flannel Gray)	
	LLB30 (Large Loop - 30")	GA (Galvanized)	
		LG (Lime Green)	
	LCB18 (Curve Arm - 18")	MB (Matte Black)	
		MBL (Midnight Blue)	
	LCB24 (Curve Arm - 24")	PNA (Painted Natural Aluminum)	
		PNC (Painted Natural Copper)	
	LCB30 (Curve Arm - 30")	RD (Red)	
		SA (Satin Aluminum)	
	LMB18 (Miter Arm - 18")	SGR (Sage Green)	
		SGW (Semi Gloss White)	
	LMB24 (Miter Arm - 24")	SND (Sand)	
		SS (Satin Silver)	
	LMB30 (Miter Arm - 30")	TBZ (Textured Bronze)	
		TGP (Textured Graphite)	
	SAB18 (Sign Arm - 18")	TNG (Tangerine)	
		TTL (Tahitian Teal)	
	SAB23 (Sign Arm - 23")	WT (Gloss White)	
	LSAB23 (Large Loop Sign Arm - 23")		
	LSAB30 (Large Loop Sign Arm - 30")		
	MAB18 (Modern Arm - 18")		
	MAB24 (Modern Arm - 24")		
	MAB30 (Modern Arm - 30")		

Standard Finishes

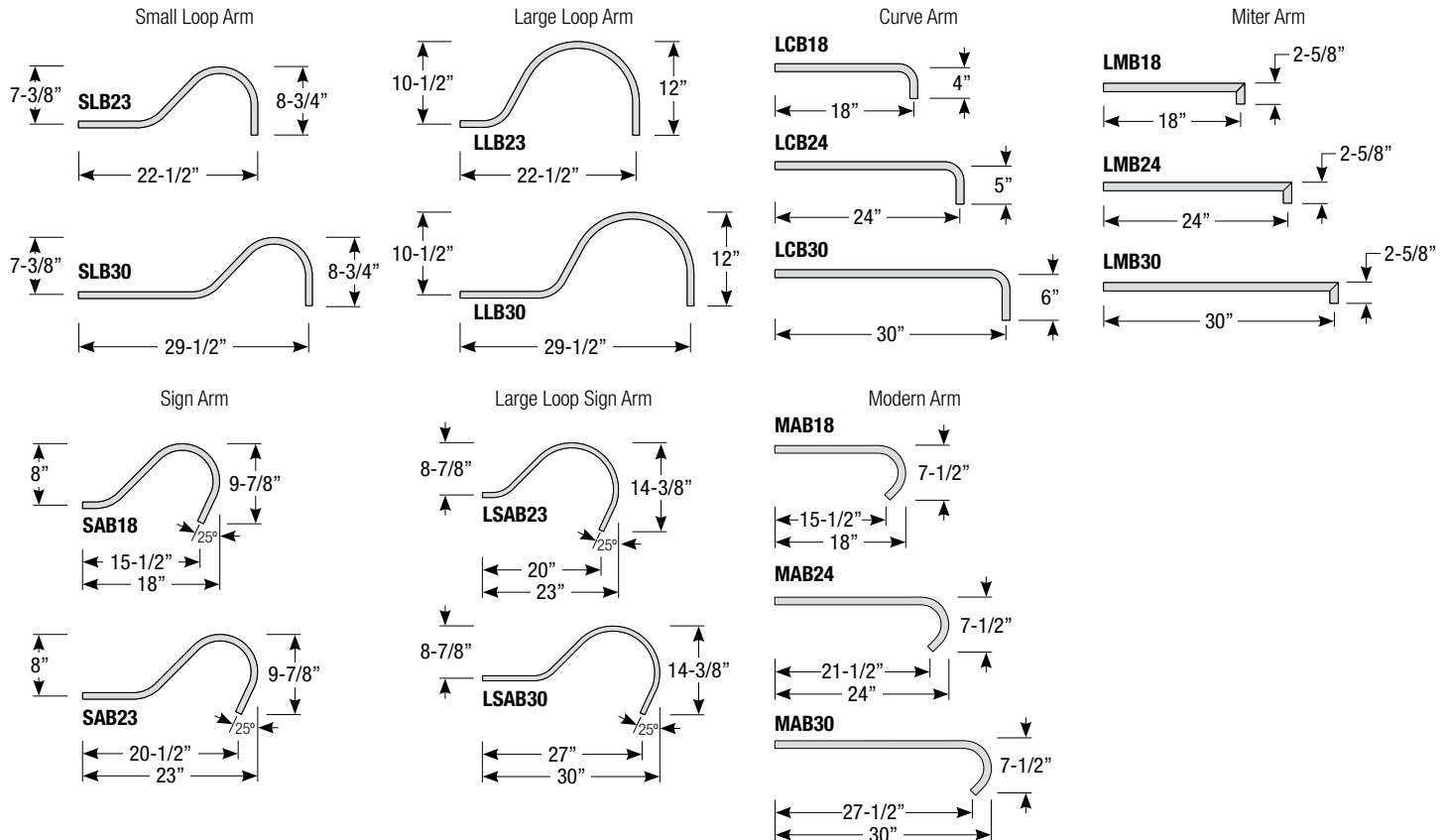
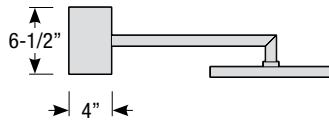
	ABL (Aegean Blue)		PNC (Painted Natural Copper)
	BB (Burnished Bronze)		RD (Red)
	BK (Gloss Black)		SGR (Sage Green)
	BLU (Blue)		SGW (Semi Gloss White)
	DVG (Dove Gray)		SND (Sand)
	FLG (Flannel Gray)		SS (Satin Silver)
	LG (Lime Green)		TBZ (Textured Bronze)
	MB (Matte Black)		TGP (Textured Graphite)
	MBL (Midnight Blue)		TNG (Tangerine)
	PNA (Painted Natural Aluminum)		TTL (Tahitian Teal)
			WT (Gloss White)

Specialty Finishes

	GA (Galvanized)		SA (Satin Aluminum)
--	------------------------	--	----------------------------

2. Satin aluminum cannot be coated

Note: All arm mounts include 4" deep canopy



Spec-00029 Revised 07/02/19



FRESH

Aluminum Shade with Solite Lens,
Two-Toned Shade and Lens Ring Option

Catalog #:

Project:

Date:

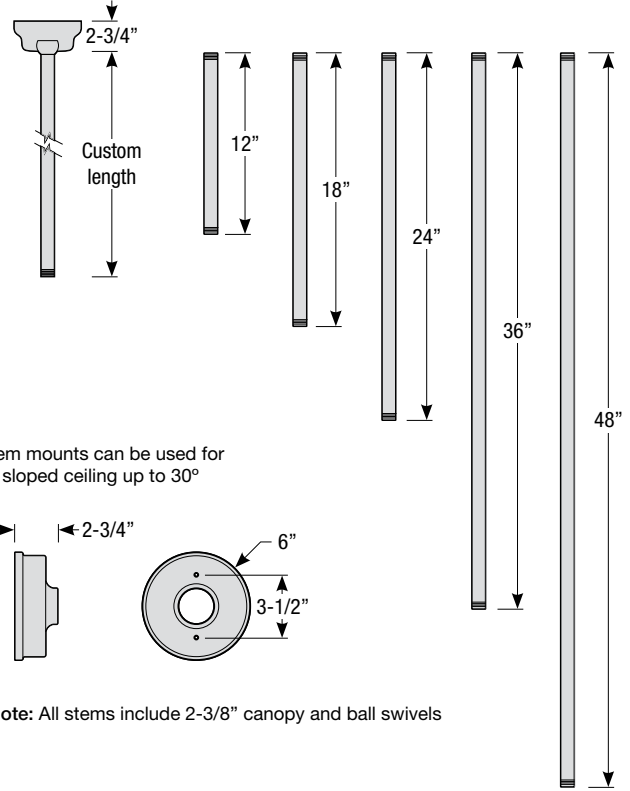
Type:

Notes:

Stem Mount Order Matrix (Example: 2HSB18SGW)

Pipe	Stem Length	Finish	Coastal Coating Option
2 (1/2" IP)	HSB12 (12")	ABL (Aegean Blue)	(blank) (No coating)
	HSB18 (18")	BB (Burnished Bronze)	-C² (Coating)
	HSB24 (24")	BK (Gloss Black)	
	HSB36 (36")	BLU (Blue)	
	HSB48 (48")	DVG (Dove Gray)	
	HSB_ (Custom length from 2" up to 60")	FLG (Flannel Gray)	
		GA (Galvanized)	
		LG (Lime Green)	
		MB (Matte Black)	
		MBL (Midnight Blue)	
		PNA (Painted Natural Aluminum)	
		PNC (Painted Natural Copper)	
		RD (Red)	
		SA (Satin Aluminum)	
	SGR (Sage Green)		
	SGW (Semi Gloss White)		
	SND (Sand)		
	SS (Satin Silver)		
	TBZ (Textured Bronze)		
	TGP (Textured Graphite)		
	TNG (Tangerine)		
	TTL (Tahitian Teal)		
	WT (Gloss White)		

3. Satin aluminum cannot be coated



Note: All stems include 2-3/8" canopy and ball swivels

KEY: Standard Finishes

ABL (Aegean Blue)	LG (Lime Green)	SGR (Sage Green)
BB (Burnished Bronze)	MB (Matte Black)	SGW (Semi Gloss White)
BK (Gloss Black)	MBL (Midnight Blue)	SND (Sand)
BLU (Blue)	PNA (Painted Natural Aluminum)	SS (Satin Silver)
DVG (Dove Gray)	PNC (Painted Natural Copper)	TBZ (Textured Bronze)
FLG (Flannel Gray)	RD (Red)	TGP (Textured Graphite)

Specialty Finishes

TNG (Tangerine)	GA (Galvanized)
TTL (Tahitian Teal)	SA (Satin Aluminum)
WT (Gloss White)	